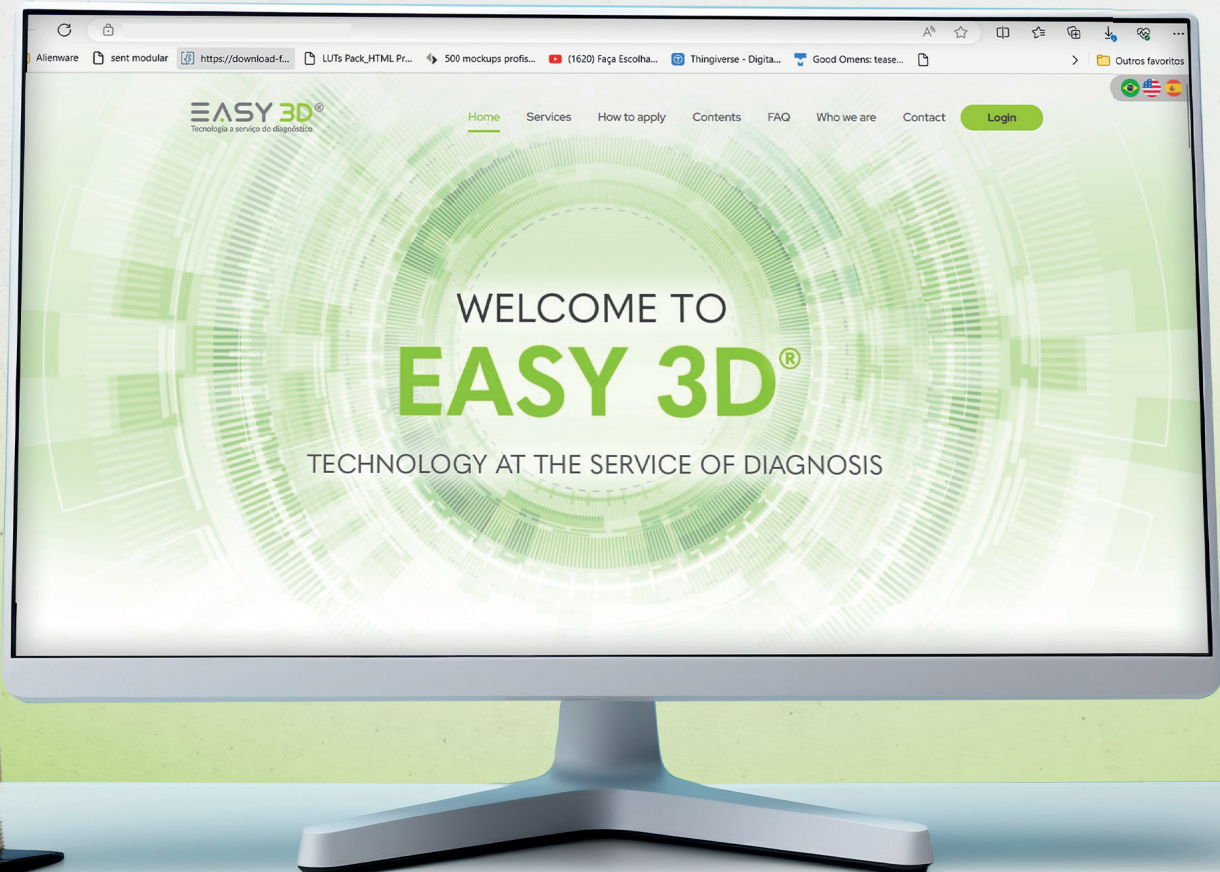


Ebook:

How to register with **EASY 3D**[®]



HOW TO ACCESS



Visit the
EASY 3D®
website:

easy3d.com.br

In the top click
on **login**

You will be redirected to the login or
registration area.

Login BR

Entre com a sua conta

Email

Password

[Esqueceu a senha?](#)

[Primeiro acesso? Clique aqui.](#)

Cadastro

HOW TO ACCESS

On this new page, you will find the following fields to fill in

The screenshot shows a login and registration interface. On the left, under the heading 'Login', there is a language dropdown set to 'us', a sub-heading 'Sign in with your account', an email input field, a password input field with an eye icon, a 'Login' button, and a 'Forgot your password?' link. Below these is a link: 'Already a user? Click here and update your registration.' On the right, under the heading 'Register', there is a 'Register here' button. Green arrows from the text below point to the language dropdown, the email field, the password field, the 'Register here' button, and the 'Forgot your password?' link.

E-mail: enter the e-mail address already registered in the application

Password: enter your registered password

Registration: click to start the new registration process

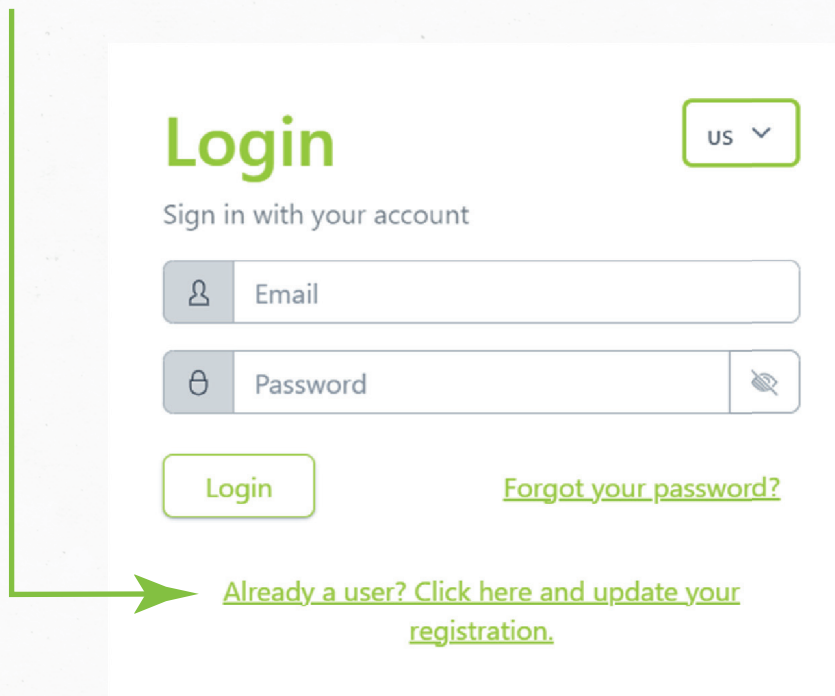
Language: choose the language for the application

If you have forgotten your password, click on **Forgot password** and you will be redirected to the password reset page.

IMPORTANT: if you are already registered with EASY 3D®, click on **Already a User? Click here and update your registration** to update your registration.

UPDATE REGISTRATION

If you are already accredited with EASY 3D®, you need to update your registration. Click on the option **Already a User? Click here and update your registration.**



The image shows a login form titled "Login" with a language selector set to "us". Below the title is the instruction "Sign in with your account". There are two input fields: "Email" and "Password". A "Login" button is present, along with a link for "Forgot your password?". A green arrow points from the "Login" button area to a link below the form that reads: "Already a user? Click here and update your registration."

Enter the e-mail address registered with EASY 3D®

First access

Email :

Search

UPDATE REGISTRATION

A new page will appear with your company's information filled in. Some fields will be locked for editing; however, others will be available to change if there are any updates to the data.

Register
Create your account

Dental radiology clinic

Name :

Password :

Confirm your password :

Email:

Phone :

ID :

Address :

Zip Code :

Country :

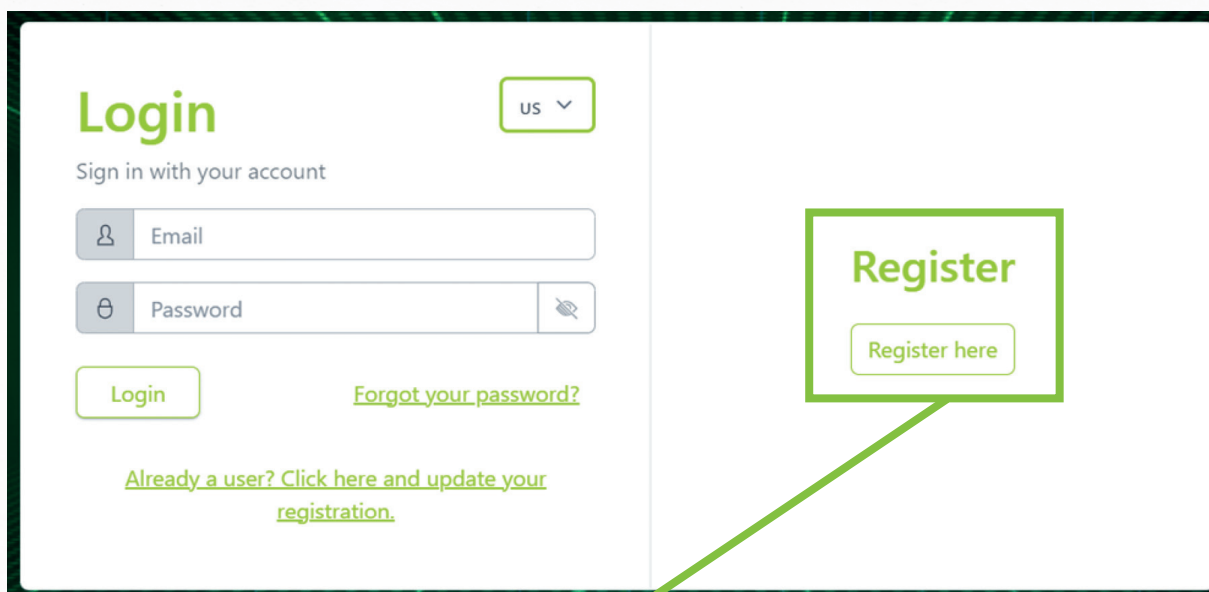
I accept the [Terms of use & Privacy Policy](#)

Create Account

You must register and confirm your password.

NEW REGISTRATION


If you are not yet accredited with EASY 3D®, click on the **Register** button. An options screen will open, where you must choose your country of origin and then the category you fall into.



The screenshot shows the 'Login' page. On the left, there are input fields for 'Email' and 'Password', a 'Login' button, and a link for 'Forgot your password?'. On the right, a 'Register' button is highlighted with a green box and labeled 'Register here'. A green arrow points from this button to the next screenshot.



The screenshot shows the 'Register' page. It features a 'Select a country' dropdown menu. A green arrow from the previous screenshot points to this dropdown.



The screenshot shows the 'Register' page with a dropdown menu open, displaying category options: 'Dental radiology clinic', 'Medical radiology clinic', and 'Dental surgeon'. A green arrow from the previous screenshot points to this dropdown.

NEW REGISTRATION

After entering the information in the registration boxes, click on **create account** to finish.

Cadastro BR

Crie sua conta

Clinica radiológica odontológica

* Nome/Razão Social:

* Senha:

* Confirmar senha:

* Email:

* Telefone:

* CPF/CNPJ:

Inscrição estadual:
Mantenha "ISENTO" caso não possua

* CEP:

* Endereço:

Número:

Complemento:

* Bairro:

* Cidade:

* Estado:

* País:

Criar conta



PASSWORD RESET

Reset password

Email :

name@email.com

Send email

Insert token :

Verify token

By clicking on **Recover Password**, you will be redirected to a new page. Enter the e-mail address you registered in the requested area; you will **receive an e-mail with a token**. Enter the code to release the password update.

New password :

Confirm new password :

The password must contain:

- At least one uppercase letter
- one number
- At least 8 characters long

Change password

Once you have entered a new password and updated it, you will be redirected to the home page.

That's it!

You are now registered with
EASY 3D® Protocol



If you have any questions, don't
hesitate to contact us via
WhatsApp at
+ 55 (61)99417-2443
or by e-mail at
contato@easy3d.com.br